

Introduction

- Persimmon Tannin Juice is extracted from persimmon and results of a fermentation process.
- In Japan, it has been used for more than 1,000 years adopting in various application such as antiseptic, insecticidal, waterproofing and more. Eco-Simmons superb cleaning performance is
- the derived from this persimmon "enzyme". It is a naturally derived, environmentally friendly cleaning agent.

PERSIMMONS TANNIN JUICE



NON-CORROSIVE, DEODORIZE & STERILIZES

- Eco-Simmons is a non-corrosive cleaning agents. It safe to be used with any material.
- It tested and proven in Japan to be used on any desired cleaning surface (metal, stainless steel, brass, copper & etc)
- It also has deodorization and sterilization effects and remove odoures from cigarettes, pets and garbage. This product is perfect to be used for place with high hygienic standard like hospital

SAFE TO DISICHARGE INTO SEA / RIVER

- Eco-Simmons is 100% free from any chemical such as chlorine, arsenic and heavy metals.
- It is 100% safe and can be used for kitchen utensils cleaning. Water containing Eco-Simmons does not pollute the sea or river.
- Eco-Simmons is 100% environmentally friendly cleaning solution.

APPLICATION INDUSTRY

Hospital
Hotel
Foods & factory
Industry

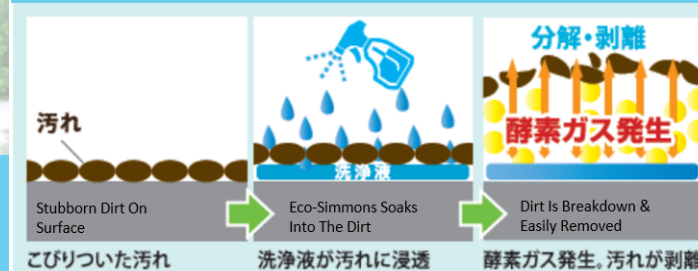
HOW TO USE

- Mixed with recommended dilute ratio (behind brochure)
- Apply/spray adequate amount of Eco-Simmons to any desired surface to be cleaned.
- Leave it for a minute and just wipe it off with dam cloth.
- No excessive water rinsing is required to clean.
- The cleaning cloth can clean easily for reuse.




HOW IT WORK

- ECO-Simmons is 100% natural ingredient.
- Its cleans by breaking down dirt and grease thru its enzyme properties.
- It lift the dirt from the surface and make the surface clean again.
- It also make your next cleaning much easiest

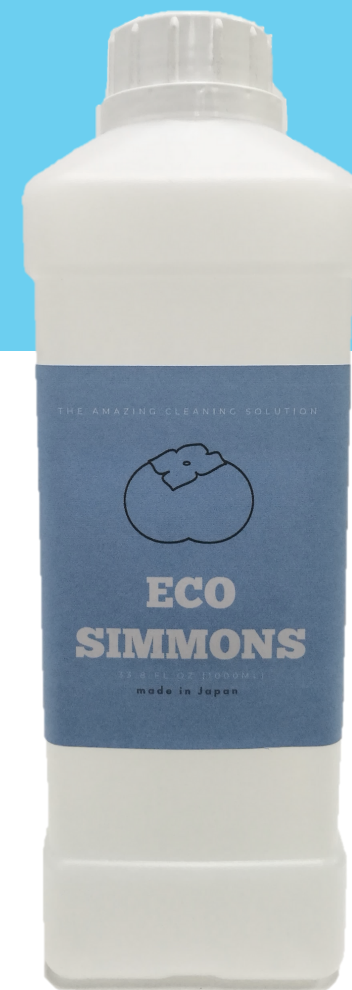


BENEFIT

- No water required for rinsing
- Save your time and labour in cleaning
- It prevent the surface to get stain/dirt easily after cleaning
- Kill bacteria & remove odoures



ECO SIMMONS THE ULTIMATE CLEANING SOLUTION 終極の洗浄



節水 | 環境 | 時短
SAVE WATER | ENVIRONMENTAL FRIENDLY |
SAVE TIME

MADE IN JAPAN 日本製



ECO SIMMONS

Dilution Ratio and How to Remove Dirt by Application

希釈率とアプリケーションによる汚れの除去方法



製造業 Manufacturing

FACTORY FLOOR CLEANING

DILUTE 20x

Method : Floor Polisher

Fill 20 Times Diluted Solution Into Floor Polisher. Wipe After Washing.

DILUTE 20x

Method : Wipe With Mop

Wipe with 20 Times diluted solution using a mop. Directly spray the spots where dirt is severe and wipe it off with a brush after a few minutes.



Using Floor Polisher with ECO SIMMONS

PARTS/COMPONENTS CLEANING

Method : Industrial Parts Washer

Parts Maintenance & Degrease of Processed Parts

① First time preparation, remove the old detergent, pour in 40 times diluted solution for 30 minutes, then remove the solution.

② Pour in the 10-times diluted solution and operate the washer machine (wash → rinse → dry). The cleaning solution can be repeatedly used until the cleaning effect is reduced. *Test solution on surface of parts beforehand and check the results*


Method : Soak in Solution

Parts Maintenance & Renew

After spray on left for at least 10 minutes, and dry at the high-temperature.

DILUTE 10x

DILUTE 10x



DPF (DIESEL PARTICLE FILTER) CLEANING

Remove Carbon & Tar-like Deposits Attached To DPF

Method : Soak in Solution

DILUTE 20x

① DPF was soaked in a 20 times diluted solution and heated with a heater at 60 °C ~ 80 °C for 3 hours.

② After 3 hours stop heating and soaked for another 12 hours before rinse with high pressure washer.

RADIATOR CLEANING

Reduces Dirt In Radiator Piping. Reduces & Prevents Overheating

DILUTE 50x

① Identify the total capacity (Liter) in the radiator tank.

② Pour in a 50 times diluted solution based on the capacity of the radiator tank and operate normally.



YouTube
省エネの窓口チャンネル
エコエネルギーを動画でわかりやすくご紹介！
右のQRコードから簡単にアクセスできます。



業食品工場・外食産業 Food Factory & F&B

GREASE TRAP

DILUTE 20x

① Pour hot water into a bucket with a volume of 10 liters, mix with 20 times diluted solution.

② Rub it with a brush after 20 minutes to 30 minutes. Then scoop up any residue on the net.

*If the decomposition of oils and fats is slow, please mix with 10 times dilution.

GREASE FILTER CLEANING

Method : Industrial Parts Washer

Insert the grease filter and washing solution diluted with hot water (10 times) into the machine. Rinse after cleaning.

Method : Soak in Solution

Insert the grease filter and 10 times diluted solution with hot water into a sink and soak for 5 to 10 minutes. Then rub with a brush and rinse dry.

DILUTE 10x

FRYER CLEANING

Method : Soaking & Brushing

DILUTE 10x

① Remove oil from fryer & pour the same amount 10 times diluted solution into the fryer and heat it.

② After heating for 15 to 30 minutes, drain it, rub it with a pad or brush, and rinse thoroughly with water or hot water.

High pressure cleaner is more effective for rinsing.

ROASTER CLEANING

DILUTE 5~10x

Method : Brushing


Spray all over and leave it for about 10 minutes, then rub it with a solid brush.

UTENSILS CLEANING

DILUTE 20x

Method : Soaking

Mix 20 times diluted solution with hot water and soak for 10 minutes or more, rinse and wash.



フライヤーの洗浄例

TOILET CLEANING

Cleaning of Toilet Bowl (Interior)

Method : Soaking

① Mixed 2 times diluted solution into bucket with hot water.

② Pour into the toilet bowl leave it for 15 minutes and rub it with toilet brush.

Cleaning of Toilet Bowl (Exterior)

Method : Brushing

① Spray on the outside and around the toilet seat and brush off.

② Wipe the floor with a mop.

MISCELLANEOUS CLEANING

**Table & Chair Cleaning
Kitchen Facility Cleaning**

DILUTE 20x

Spray on the 20 times diluted solution and wipe off with cloth.

Window Glass Cleaning

DILUTE 40x

Spray on the 20 times diluted solution and wipe off with cloth.

Floor Cleaning

DILUTE 5~10x

Method : Brushing

Wash & brush the floor with a diluted solution, scrap with a squeegee, then flush with water.



MADE IN JAPAN 日本製